



Candidate Qualities and Elected Officials Job Performance

For External Use

— JUNE 2024



SECTION 1

Candidate Qualities

CENTER FORWARD

Across the political spectrum, common qualities voters look for in leaders are ‘problem-solver’, ‘responsible’, and ‘dependable’.

When thinking about candidates for public office, what qualities are you looking for in a candidate? Please select your top three.

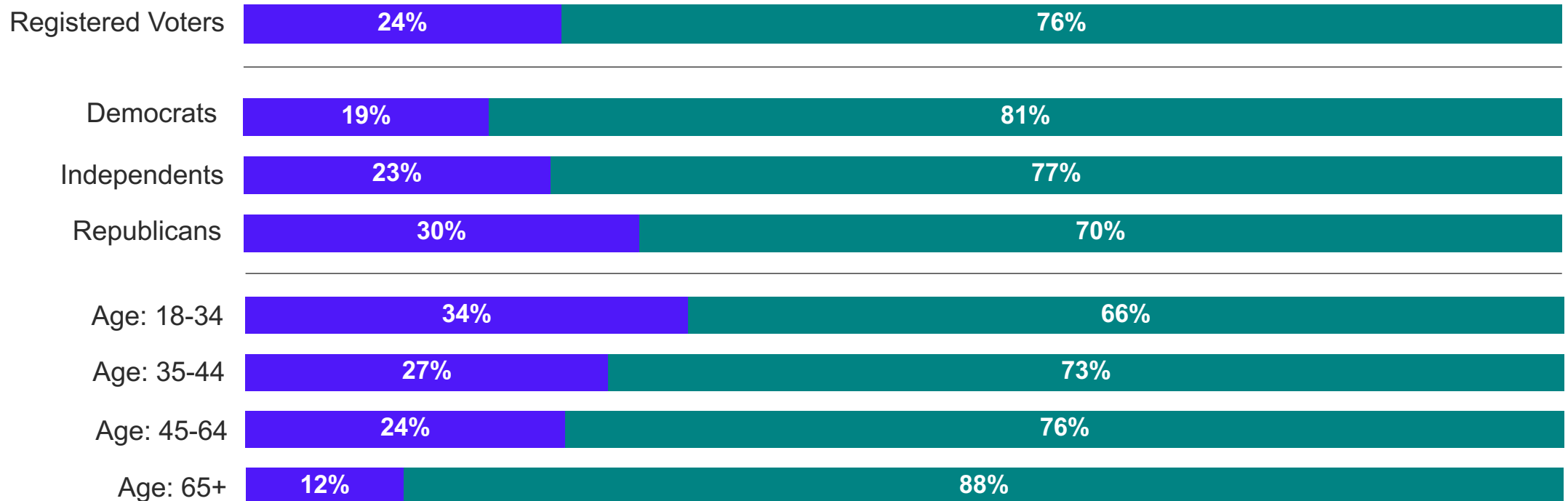
| <i>% very important</i> | Registered Voters | Democrats | Independents | Republicans |
|-------------------------|--------------------------|------------------|---------------------|--------------------|
| Problem-solver | 40% | 33% | 41% | 46% |
| Responsible | 37% | 37% | 32% | 42% |
| Dependable | 35% | 35% | 35% | 35% |
| Moral | 27% | 29% | 30% | 25% |
| Respectful | 23% | 27% | 20% | 20% |
| Transparent | 21% | 19% | 26% | 20% |
| Open-minded | 21% | 23% | 24% | 16% |
| Fair | 17% | 19% | 21% | 14% |
| Principled | 16% | 16% | 19% | 15% |
| Faithful | 12% | 11% | 9% | 15% |
| Compassionate | 11% | 14% | 13% | 8% |
| Optimistic | 11% | 12% | 8% | 11% |
| Passionate | 10% | 10% | 5% | 13% |
| Authoritative | 8% | 8% | 6% | 10% |
| Pragmatic | 5% | 6% | 6% | 4% |
| Stalwart | 2% | 2% | 3% | 2% |
| Something else | 1% | 1% | 1% | 2% |

CENTER FORWARD

Three-in-four voters prefer their elected officials take a bipartisan approach to crafting legislation that works for everyone than basing their legislative decisions on ideology and personal principles. Republicans and younger voters are more likely to want legislation crafted that reflects their ideology.

Please indicate which opinion you agree with more, even if neither is exactly right.

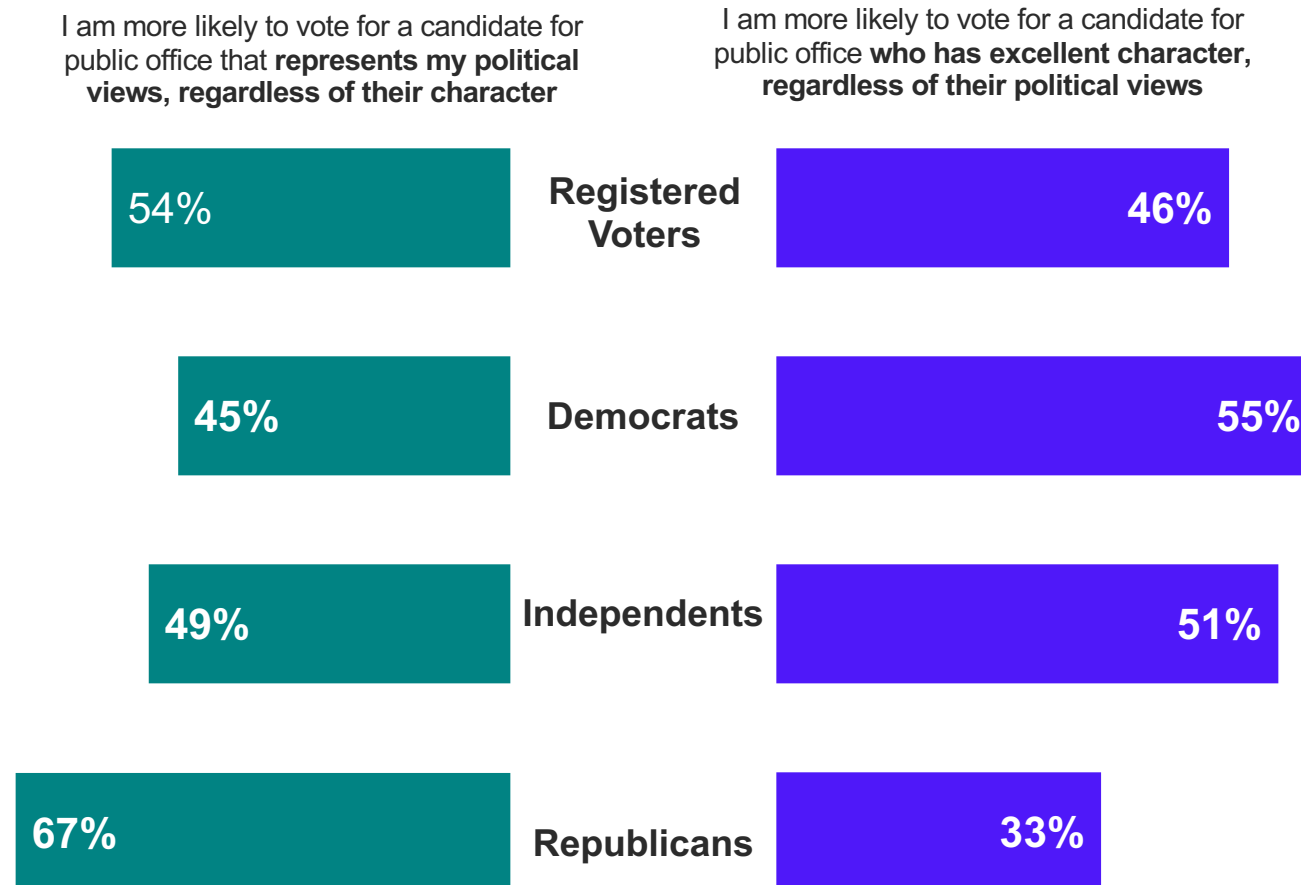
-  I want my elected officials to craft legislation **based on their principles and ideology** regardless of whether it will be passed into law.
-  I want my elected officials to **work together and craft legislation that works for everyone**, even if it means compromising on some things I feel are important.



CENTER FORWARD

Republicans are more likely to vote for a candidate who represents their political views (67%), while Democrats are slightly more likely to vote for candidates with an excellent character (55%).

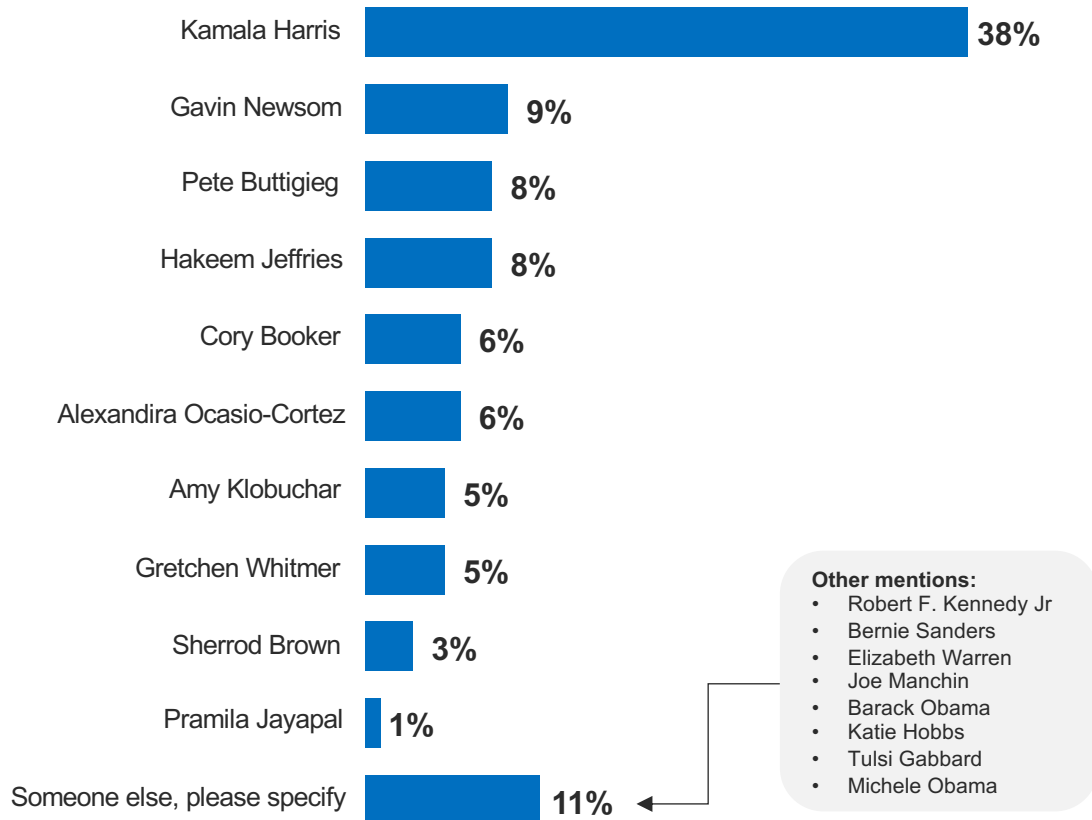
Please indicate which opinion you agree with more, even if neither is exactly right.



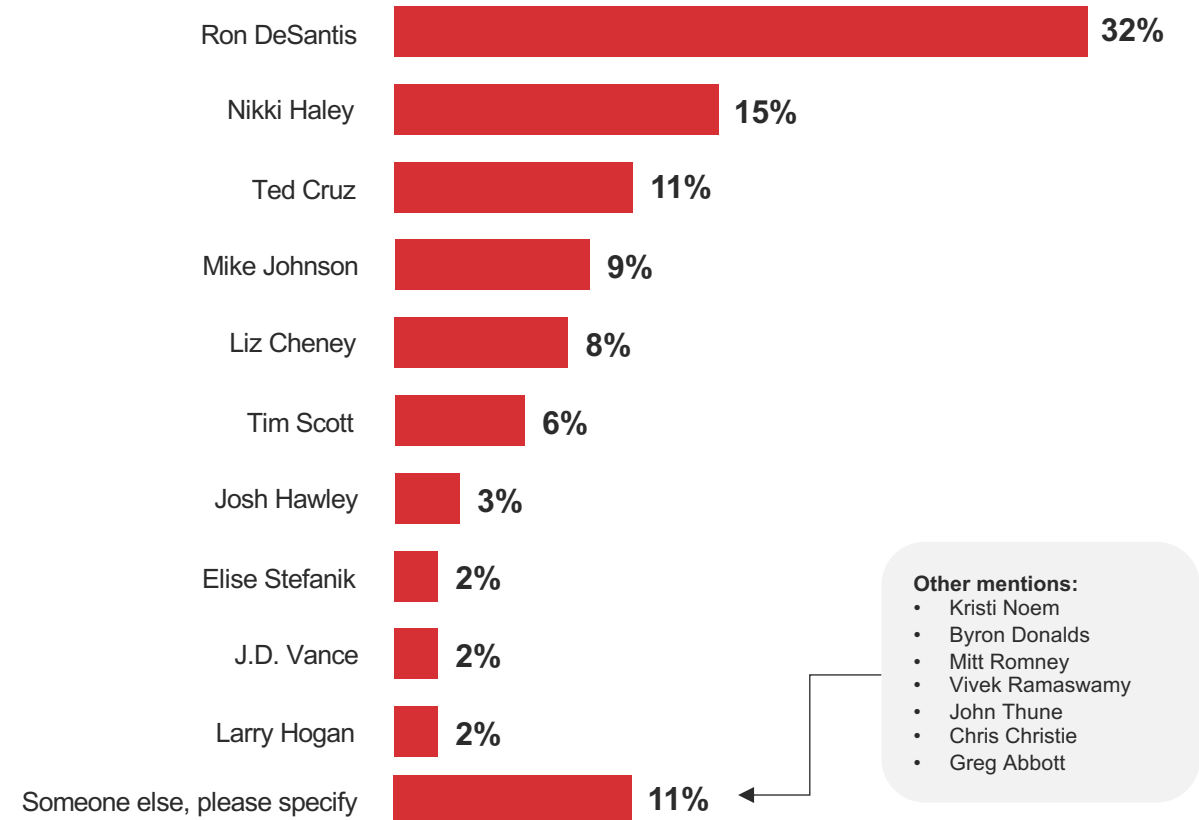
CENTER FORWARD

Kamala Harris is the preferred Democrat leader other than Joe Biden by nearly two-in-five voters. For Republicans, Ron DeSantis is the top pick if Donald Trump were not running.

Other than Joe Biden, who should be the leader of the Democratic party? *Please select just one name.*



Other than Donald Trump, who should be the leader of the Republican party? *Please select just one name.*





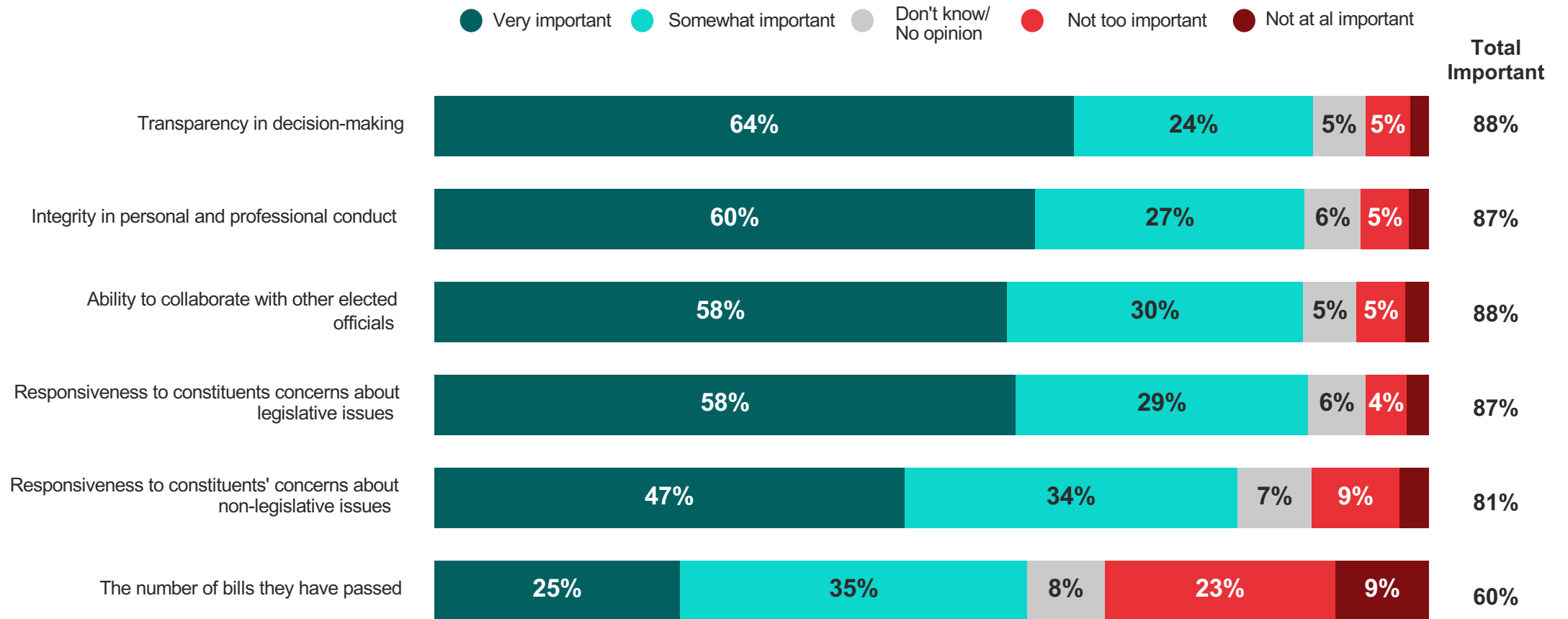
SECTION 2

Rating Performance of Elected Officials

CENTER FORWARD

Three-in-five voters indicate that transparency in decision-making and integrity in personal/professional conduct are *very important* to registered voters when evaluating the performance of their representatives.

How important, if at all, are the following when you are evaluating the performance of your elected officials?



Total important = % Very important + % Somewhat important

CENTER FORWARD

Democrats (64%) are much more likely than Republicans (52%) to indicate that the ability to collaborate with other elected officials is *very important* to them when evaluating the performance of their elected officials.

How important, if at all, are the following when you are evaluating the performance of your elected officials?

| <i>% very important</i> | Registered Voters | Democrats | Independents | Republicans |
|---|-------------------|-----------|--------------|-------------|
| Transparency in decision-making | 64% | 66% | 59% | 66% |
| Integrity in personal and professional conduct | 60% | 66% | 59% | 56% |
| Responsiveness to constituents concerns about legislative issues | 58% | 61% | 57% | 57% |
| Ability to collaborate with other elected officials | 58% | 64% | 57% | 52% |
| Responsiveness to constituents' concerns about non-legislative issues | 47% | 55% | 43% | 43% |
| The number of bills they have passed | 25% | 28% | 21% | 24% |



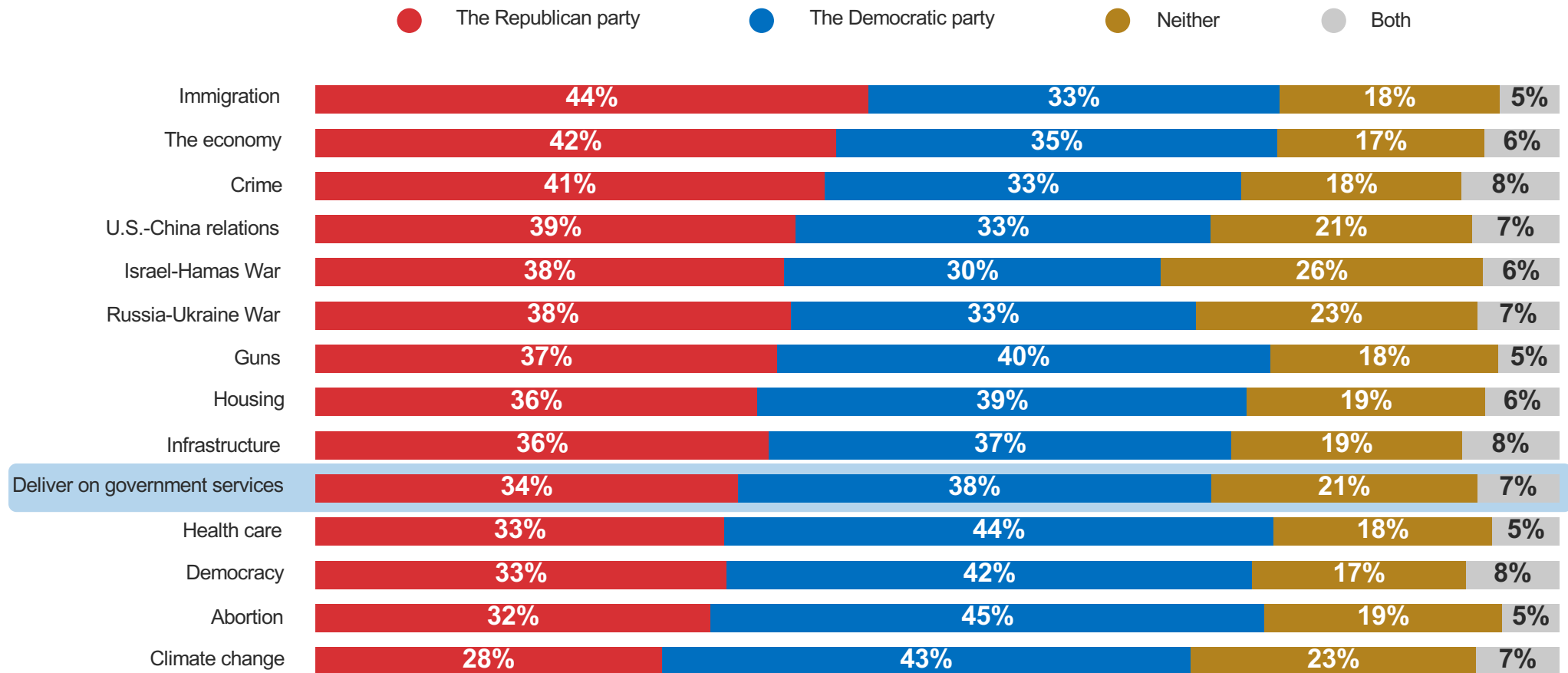
SECTION 3

Issue Trust & Divided Government

CENTER FORWARD

A plurality of voters trust Republicans to handle key issues for the 2024 election cycle, like immigration, the economy, and the Israel-Hamas war. A plurality of voters trust Democrats to over Republicans to deliver on government services.

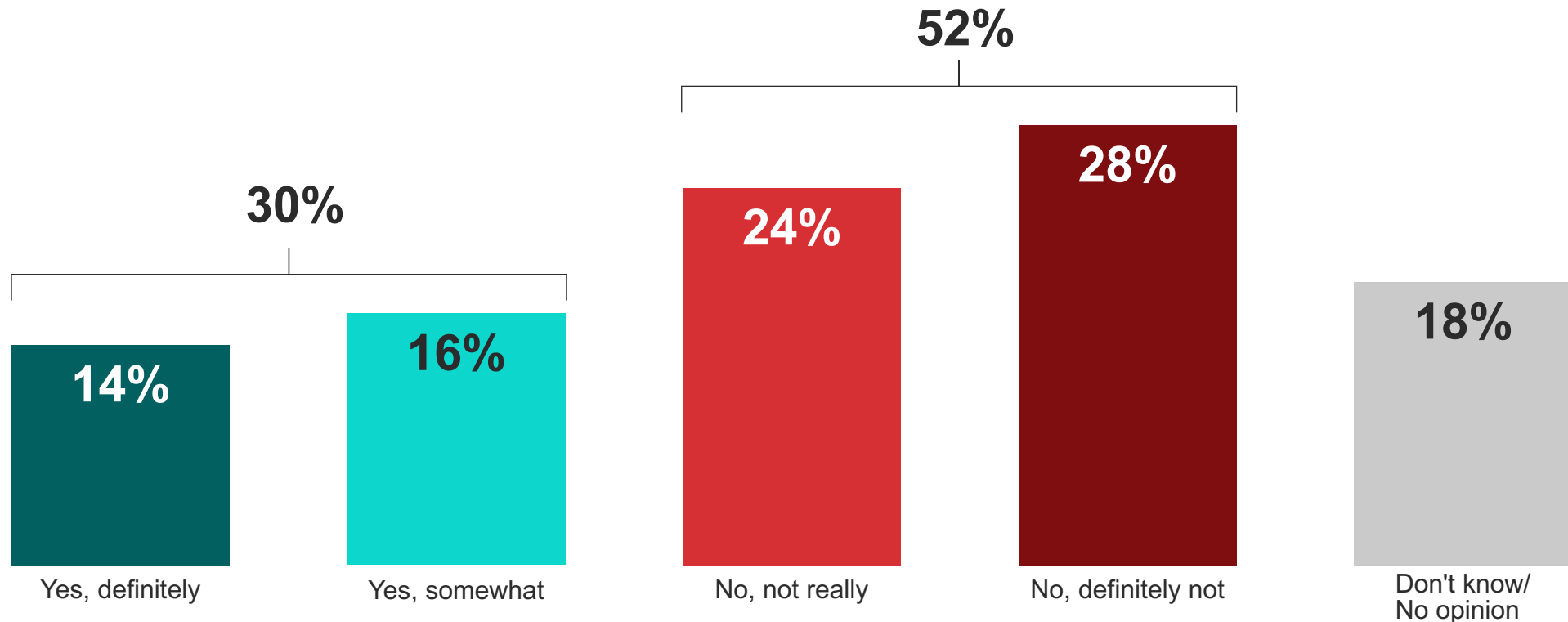
Who do you trust more to handle each of the following issues?



CENTER FORWARD

A majority (52%) of voters do not prioritize electing officials from another party for political office in the hope of having a divided government.

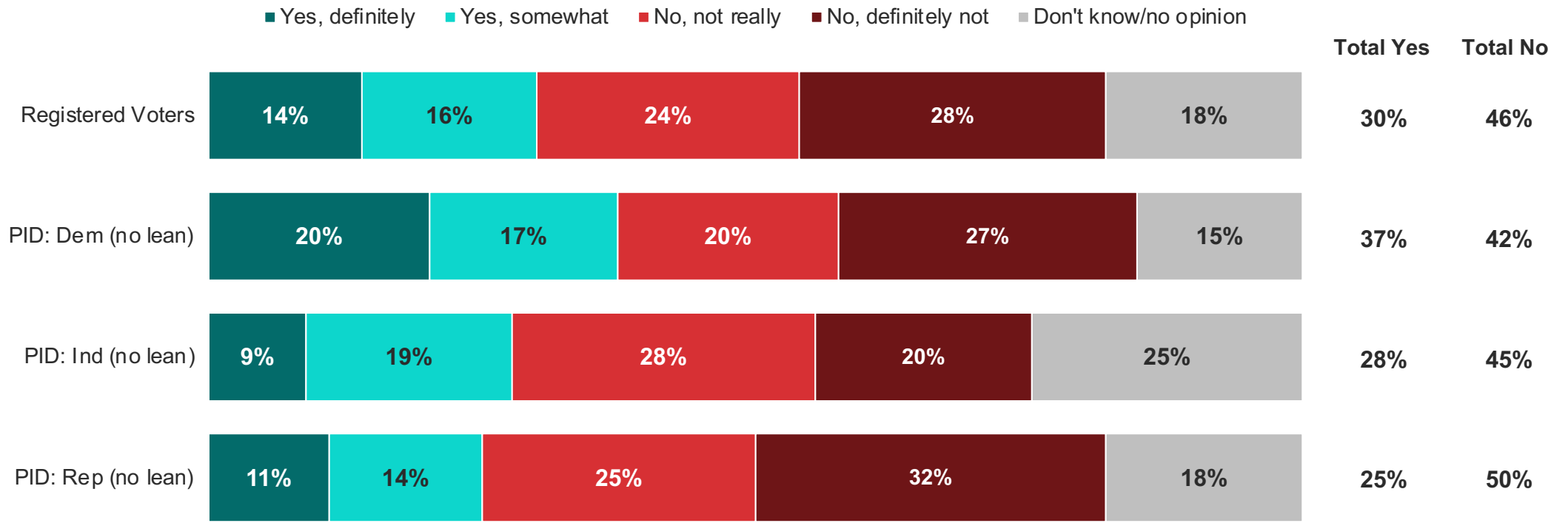
As you may know, divided government is when one political party controls the executive branch and the other controls one or both houses of government. Some say that this helps maintain checks and balances for both parties. When you are voting for elected officials, would you vote for the other party for a political office in the hope that there is a divided government?



CENTER FORWARD

A plurality of voters across the political spectrum indicate that, no, they would not vote for the other political party in the hope for a divided government – Democrats are more likely than Republicans to express they would do this.

As you may know, divided government is when one political party controls the executive branch and the other controls one or both houses of government. Some say that this helps maintain checks and balances for both parties. When you are voting for elected officials, would you vote for the other party for a political office in the hope that there is a divided government?



Total Yes/ No – Yes, definitely + Yes, somewhat | No, not really + no, definitely not

